

# Explanation of statistical data calculation



OCCUPATIONAL SAFETY AND HEALTH ADMINISTRATION,  
MINISTRY OF LABOR, TAIWAN (R.O.C.)

## 1. Death Compensation Rate of Occupational Injuries per Thousand Workers under Labor Insurance

Number of person receiving death compensation for occupational injuries in the year  $\div$  Average number of persons covered by labor insurance  $\times 1,000\%$ .

## 2. Costs of Occupational Injuries and Illnesses

Direct costs (6.92 billion) + Indirect costs (6.92 billion  $\times$  4) = 34.6 billion

- Direct costs : Refers to the costs of finance caused by occupational injuries (such as medical expenses and compensation).
- Indirect costs : Refers to the expenses that are typically not covered by insurance (such as accident investigation costs and productive time lost by employees and supervisors helping the accident victim). According to the statistics, indirect costs can be four times higher than direct costs.

## 3. Severe Occupational Injuries (SOI) Ratio by Injury Type

Number of fatalities of SOI by injury type  $\div$  Number of fatalities  $\times 100\%$

## 4. Severe Occupational Injuries Ratio by Cause

Number of SOI by cause  $\div$  Total number of occupational injuries  $\times 100\%$

## 5. Disabling Injury Frequency Rate (DIFR)

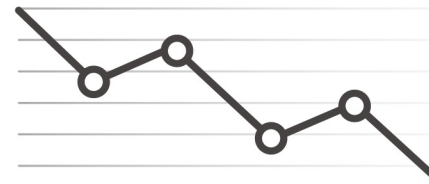
Number of DIs  $\times 1,000,000 \div$  Total manhours worked (8.934 billion hours in 2019), (rounded down to the 2nd decimal places)

## 6. Disabling Injury Severity Rate (DISR)

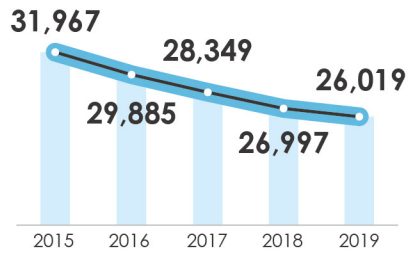
Number of injured days off work  $\times 1,000,000 \div$  Total manhours worked (8.934 billion hours in 2019), (rounded down to an integer)



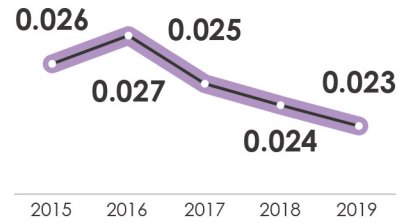
# Occupational Accident Statistics in 2019



### Number of Occupational Injuries under Labor Insurance



### Death Compensation Rate of Occupational Injuries per Thousand Workers under Labor Insurance



### Payment of Occupational Injuries under Labor Insurance

**6.92 Billion NTD**

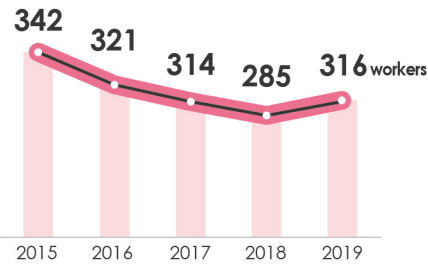
- The death compensation for occupational injury was 680 million.
- The permanent disability benefit was 789 million.
- The occupational injury and disease compensation was 2.04 billion.
- The occupational injury medical benefits was 3.41 billion.

### Costs of Occupational Injuries

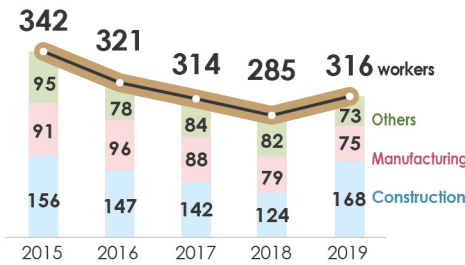
**34.6 Billion NTD**

- The direct costs was 6.92 billion.
- The indirect costs was four times higher than direct costs.

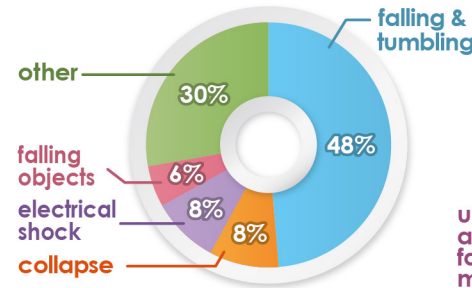
### Number of Fatalities in SOI



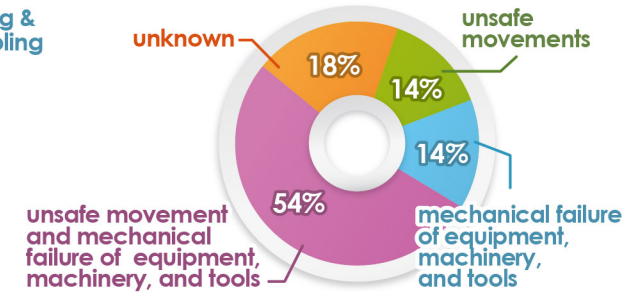
### Number of Fatalities of the First Two Industries in SOI



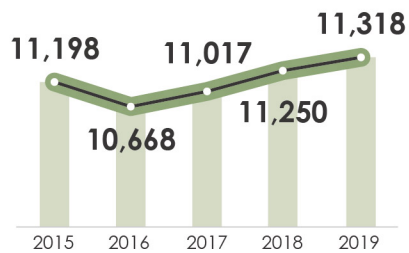
### Injury Types of Fatalities in SOI



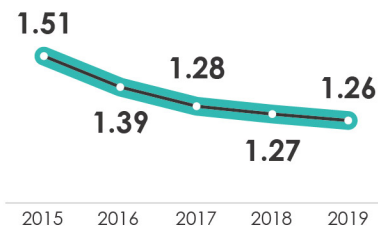
### Causes of SOI



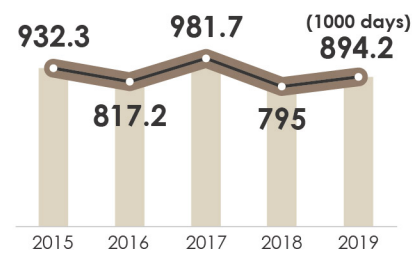
### Number of Disabilities from Monthly Statistics of Occupational Injuries



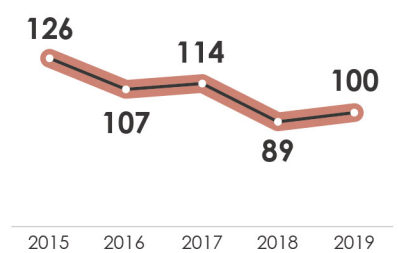
### Disabling Injury Frequency Rate (DIFR)



### Number of Working Days Lost from Monthly Statistics of Occupational Injuries



### Disabling Injury Severity Rate (DISR)



1. The data of labor insurance is provided by the Bureau of Labor Insurance.
2. The statistical data of severe occupational injuries is provided by the National Labor Inspection Institution.
3. The statistical data of occupational injuries from monthly report is produced from the online reporting system of occupational injuries statistics.