

Explanation of statistical data calculation



OCCUPATIONAL SAFETY AND HEALTH ADMINISTRATION,
MINISTRY OF LABOR, TAIWAN (R.O.C.)

1. Death Compensation Rate of Occupational Injuries per Thousand Workers under Labor Insurance

Number of persons receiving death compensation for occupational injuries in the year \div Average number of persons covered by labor insurance $\times 1,000\%$

2. Costs of Occupational Injuries

Direct costs (7.21 billion) + Indirect costs (7.21 billion \times 4) = 36.1 billion

- Direct costs : Refers to the costs of finance caused by occupational injuries (such as medical expenses and compensation).
- Indirect costs : Refers to the expenses that are typically not covered by insurance (such as accident investigation costs and productive time lost by employees and supervisors helping the accident victim). According to the statistics, indirect costs can be four times higher than direct costs.

3. Fatality Ratios by Injury Types in Severe Occupational Injuries (SOI)

Number of fatalities in SOI by injury types \div Number of fatalities $\times 100\%$

4. Cases Ratios by Causes in SOI


Number of cases by causes in SOI \div Total number of cases $\times 100\%$

5. Disabling Injury Frequency Rate (DIFR)

Number of disabling injuries $\times 1,000,000 \div$ Total manhours worked (8.665 billion hours in 2021), (rounded down to the 2nd decimal places)

6. Disabling Injury Severity Rate (DISR)

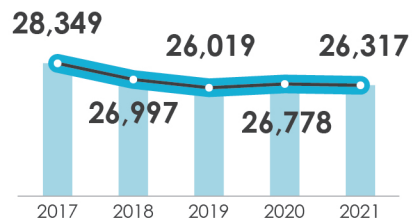
Number of injured days off work $\times 1,000,000 \div$ Total manhours worked (8.665 billion hours in 2021), (rounded down to an integer)



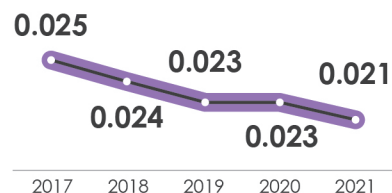
Occupational Accident Statistics in 2021



Number of Occupational Injuries under Labor Insurance



Death Compensation Rate of Occupational Injuries per Thousand Workers under Labor Insurance



Payment of Occupational Injuries under Labor Insurance

7.21 Billion NTD

- The death compensation for occupational injury was 720 million.
- The permanent disability benefit was 823 million.
- The occupational injury and disease compensation was 2.19 billion.
- The occupational injury medical benefits was 3.48 billion.



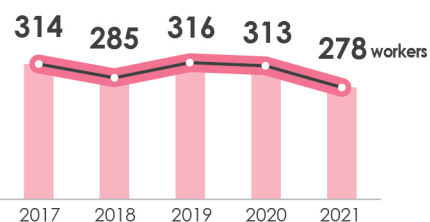
Costs of Occupational Injuries

36.1 Billion NTD

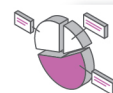
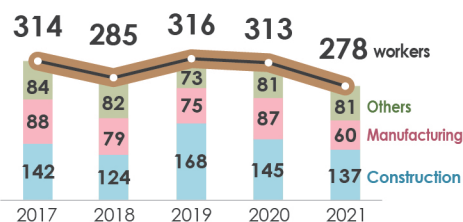
- The direct costs was 7.21 billion.
- The indirect costs was four times higher than direct costs.



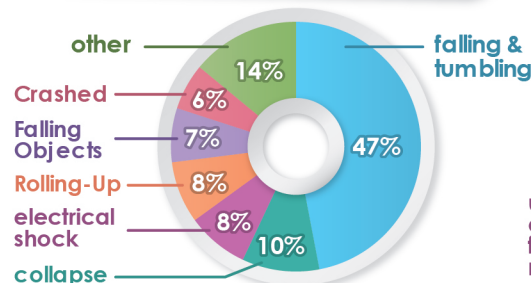
Number of Fatalities in SOI



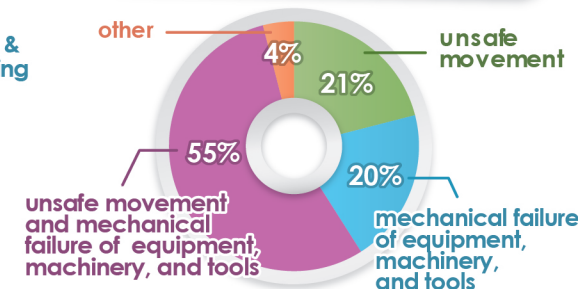
Number of Fatalities of the First Two Industries in SOI



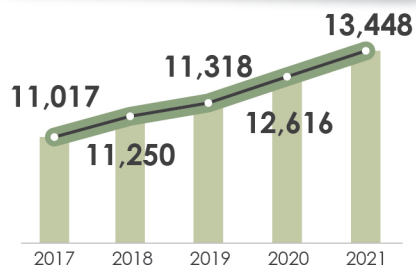
Fatality Ratios by Injury Types in SOI



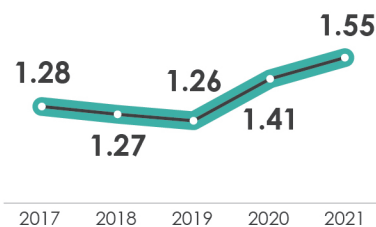
Cases Ratios by Causes in SOI



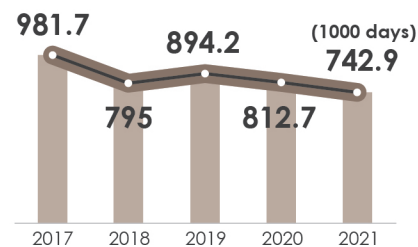
Number of Disabilities from Monthly Statistics of Occupational Injuries



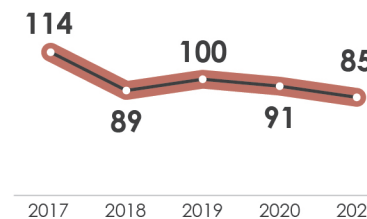
Disabling Injury Frequency Rate (DIFR)



Number of Working Days Lost from Monthly Statistics of Occupational Injuries



Disabling Injury Severity Rate (DISR)



Sources

1. The data of labor insurance is provided by the Bureau of Labor Insurance.
2. The statistical data of severe occupational injuries is provided by the National Labor Inspection Institution.
3. The statistical data of occupational injuries from monthly report is produced from the online reporting system of occupational injuries statistics.