

Explanation of statistical data calculation



OCCUPATIONAL SAFETY AND HEALTH ADMINISTRATION,
MINISTRY OF LABOR, TAIWAN (R.O.C.)

1. Death Compensation for Occupational Injuries Ratio per Thousandth under Labor Insurance

Number of person receiving death compensation for occupational injuries in the year \div Average number of persons covered by labor insurance $\times 1,000\%$

2. Costs of occupational injuries and illnesses

Direct costs (6.79 billion) + Indirect costs (6.79 billion \times 4) = 33.95 billion

- Direct costs : Refers to the costs of finance caused by occupational injuries (such as medical expenses and compensation).
- Indirect costs : Refers to the expenses that are typically not covered by insurance (such as accident investigation costs and productive time lost by employees and supervisors helping the accident victim).
- According to the statistics from OSHA , indirect costs can be four times higher than direct costs.

3. Severe Occupational Injuries Ratio by Injury Type

Number of fatalities of occupational injuries by injury type \div Number of fatalities $\times 100\%$

4. Severe Occupational Injuries Ratio by Cause

Number of occupational injuries by cause \div Total number of occupational injuries $\times 100\%$

5. Disabling Injury Frequency Rate (DIFR)

Number of DIs $\times 1000000 \div$ Total manhours worked, for the period (month, year, etc.) under review (rounded down to the 2nd decimal places)

- 8.816 billion hours in 2018 $\times 10^6$ (rounded down to the 2nd decimal places)

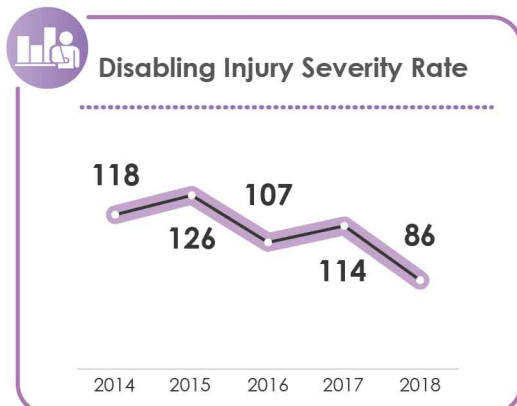
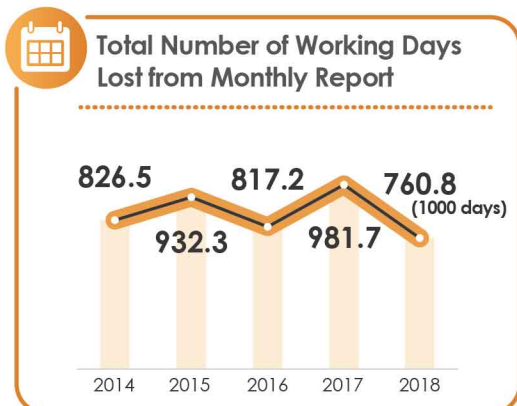
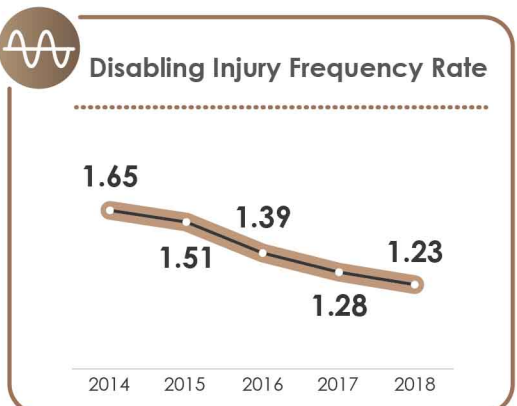
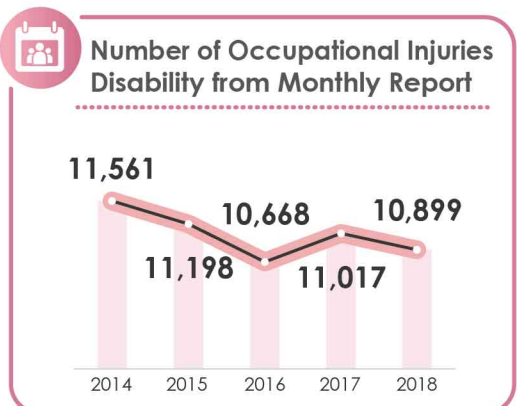
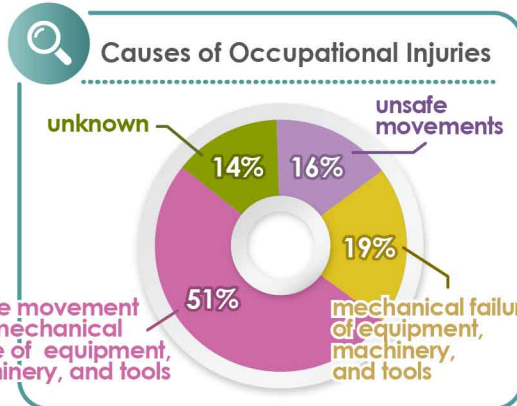
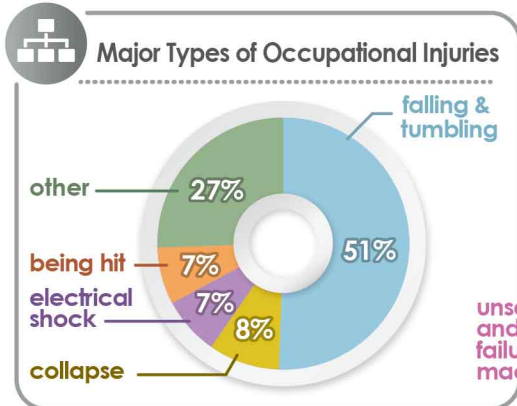
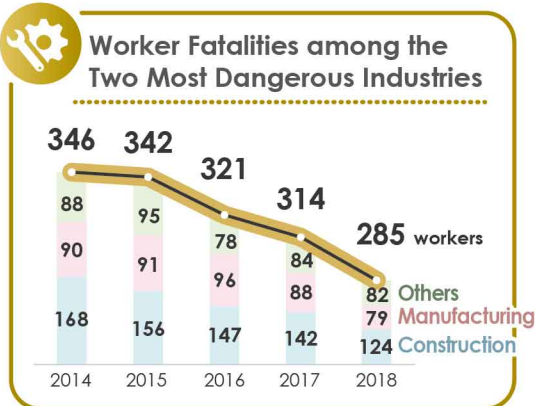
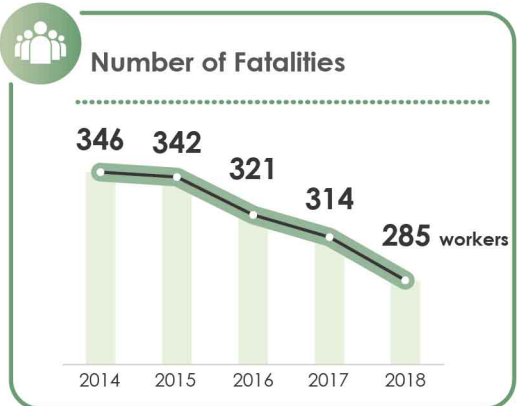
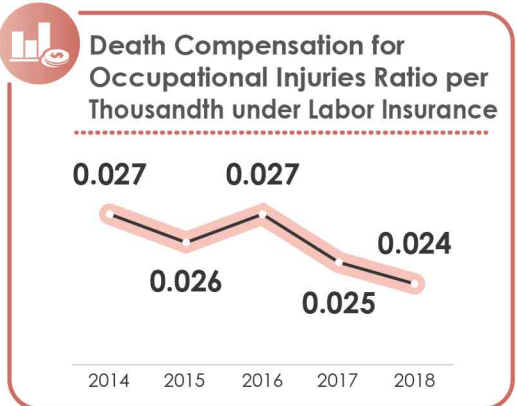
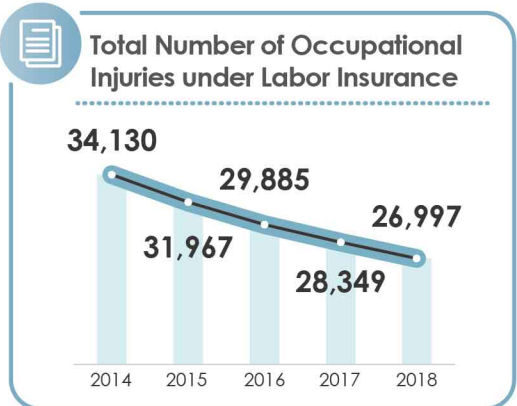
6. Disabling Injury Severity Rate (DISR)

Number of injured days off work $\times 1000000 \div$ Total manhours worked (rounded down to an integer)

- 8.816 billion hours in 2018 $\times 10^6$ (rounded down to an integer)



Injury Statistics in 2018



Sources: 1.The data of labor insurance is provided by the Bureau of Labor Insurance. 2.The statistical data of severe occupational injuries is provided by the National Labor Inspection Institution. 3.The statistical data of occupational injuries from monthly report is produced from the online reporting system of occupational injuries statistics.

The statistical data is estimated according to the statement of the inspection information management system of the National Labor Inspection Institution. The statistical data shall be subjected to the labor inspection annual report published by the Occupational Safety and Health Administration every July.