

Explanation of statistical data calculation



OCCUPATIONAL SAFETY AND HEALTH ADMINISTRATION,
MINISTRY OF LABOR, TAIWAN (R.O.C.)

1. Death Compensation Rate of Occupational Injuries per Thousand Workers under Labor Occupational Accident Insurance (LOAI)

Number of persons receiving death compensation for LOAI in the year \div Average number of persons covered by LOAI $\times 1,000\%$

2. Costs of Occupational Injuries

Direct costs (8.41 billion) \div Indirect costs 8.41 billion $\times 4$ = 42.05 billion

- Direct costs : Refers to the costs of finance caused by occupational injuries (such as medical expenses and compensation).
- Indirect costs : Refers to the expenses that are typically not covered by insurance (such as accident investigation costs and productive time lost by employees and supervisors helping the accident victim). According to the statistics , indirect costs can be four times higher than direct costs.

3. Fatality Ratios by Injury Types in Severe Occupational Injuries (SOI)

Number of fatalities in SOI by injury types \div Number of fatalities $\times 100\%$

4. Cases Ratios by Causes in SOI

Number of cases by causes in SOI \div Total number of cases $\times 100\%$

5. Disabling Injury Frequency Rate (DIFR)

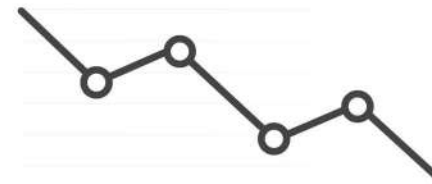
Number of disabling injuries $\times 1,000,000 \div$ Total manhours worked (8.479 billion hours in 2024), (rounded down to the 2nd decimal places)

6. Disabling Injury Severity Rate (DISR)

Number of injured days off work $\times 1,000,000 \div$ Total manhours worked (8.479 billion hours in 2024), (rounded down to an integer)

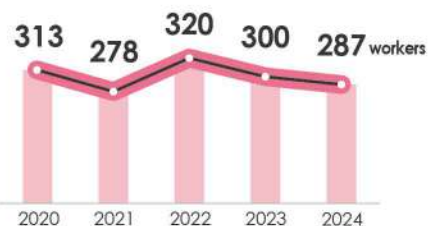


Occupational Accident Statistics in 2024

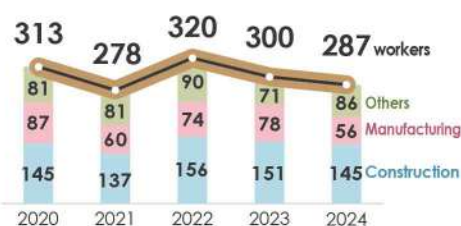




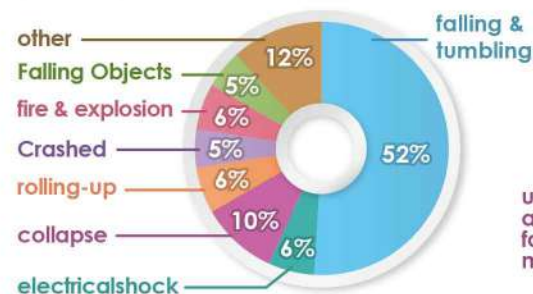
Number of Fatalities in SOI



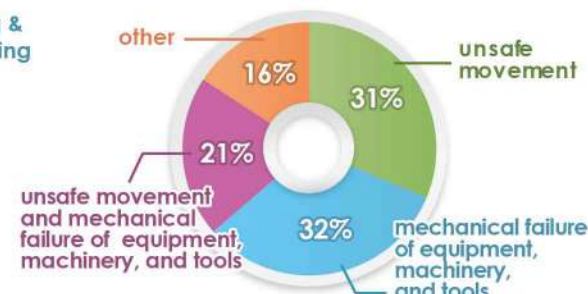
Number of Fatalities of the First Two Industries in SOI



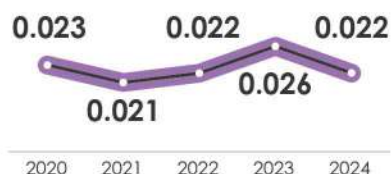
Fatality Ratios by Injury Types in SOI



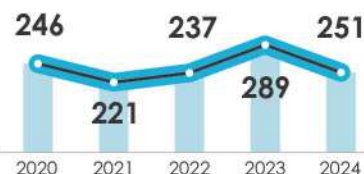
Cases Ratios by Causes in SOI



Death Compensation Rate of Occupational Injuries per Thousand Workers under LOAI



Number of Occupational Death under LOAI



Payment of Occupational Injuries under LOAI

8.41 Billion NTD

- The death compensation for occupational injury was 870 million.
- The permanent disability benefit was 750 million.
- The occupational injury and disease compensation was 3.43 billion.
- The occupational injury medical benefits was 3.36 billion.



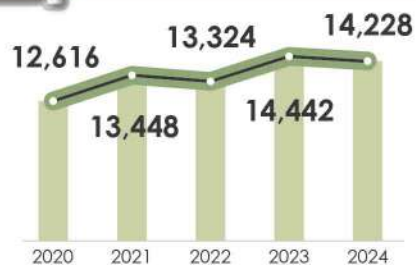
Costs of Occupational Injuries

42.05 Billion NTD

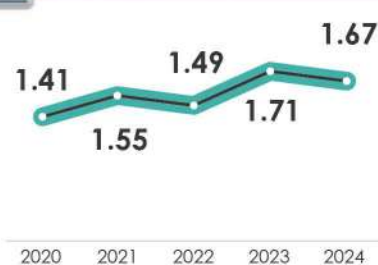
- The direct costs was 8.41 billion.
- The indirect costs was four times higher than direct costs.



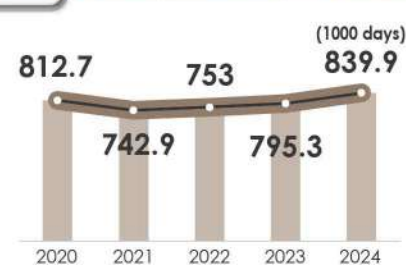
Number of Disabilities from Monthly Statistics of Occupational Injuries



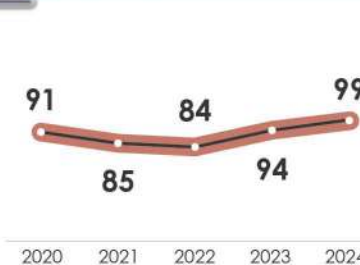
Disabling Injury Frequency Rate (DIFR)



Number of Working Days Lost from Monthly Statistics of Occupational Injuries



Disabling Injury Severity Rate (DISR)



1. The data of labor insurance is provided by the Bureau of Labor Insurance.
2. The statistical data of severe occupational injuries is provided by the National Labor Inspection Institution.
3. The statistical data of occupational injuries from monthly report is produced from the online reporting system of occupational injuries statistics.