

# OSH INSPECTION COVERAGE IN 2022

696

OSH Inspectors

64,207

Workplace Inspections and Visits

1,078,032

Number of Registered Workplaces  
Available for Inspection

1 : 16,448

Ratio of the Number of OSH  
Inspectors to the Total Workforce

## INNOVATIVE OSH DRIVER

### Transforming from Traditional 3D ways to 3C

Our programs provide incentives to upgrade factories of metal casting, surface treatment, printing/dyeing /Finishing, up to 66,000 \$USD for OSH equipment efficiency improvement and up to 16,000 \$USD for workplace environment modification, from a 3D of dirty, dangerous, and difficult, to becoming a 3C of clean; career, and competitive sectors

### Occupational Accident Insurance Premium Deductions by OSH Performance Rating

Premium deductions or increments apply to insured entities by their most recent three years OSH performance.

-20%  
Level 1

National OSH Awards and Outstanding 5-Star

-10%  
Level 2

TOSHMS certified enterprises

0  
Level 3

No adjustment

+10%  
Level 4

OSH measurement violators to cause injury over 3 persons (incl.) or more than 1 person hospitalized injury

+20%  
Level 5

OSH measurement violators to cause causality death



## Occupational Safety and Health Administration, MOL

Switchboard : 886-8995-6666

Address : 242030 No.439, Zhongping Rd.,  
Xinzhuang Dist., New Taipei City 242, Taiwan (R.O.C.)

## REFERENCES

- 2011-2020 Taiwan OSHA 10-Year Documentary Journey
- Occupational safety and Health Administration, Ministry of Labor, Taiwan (ROC) <https://www.osha.gov.tw/>
- Statistics on Safety & Health at Work, International Labour Organization. <https://ilostat.ilo.org/topics/safety-and-health-at-work/>



# SCAN FOR MORE

# TAIWAN (R.O.C)

## NATIONAL PROFILE OF OCCUPATIONAL SAFETY & HEALTH



# TAIWAN OSH VISION & STRATEGY

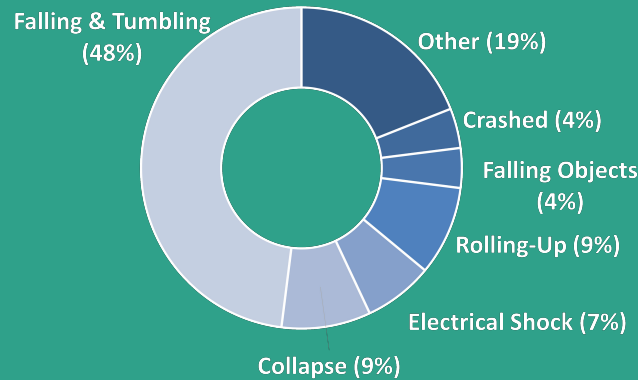
"Triple Safety Policy"— "safe work," "safe workplace," and "safe labor"

1. Continuously lowering occupational accident rates to protect basic labor human rights
2. Creating a decent work environment to maintain the rights and interests and to ensure the physical and mental health of workers
3. Optimizing the compensation, diagnosis and therapy, and rehabilitation systems for workers suffering from accidents
4. Assisting industries in risk control, and promoting labor-management harmony and public safety



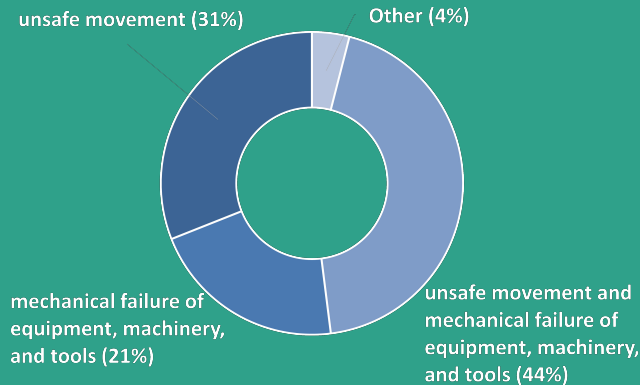
## 2022 Fatality Ratios by Injury Types in SOI\*

\*SOI: Severe Occupational Injuries

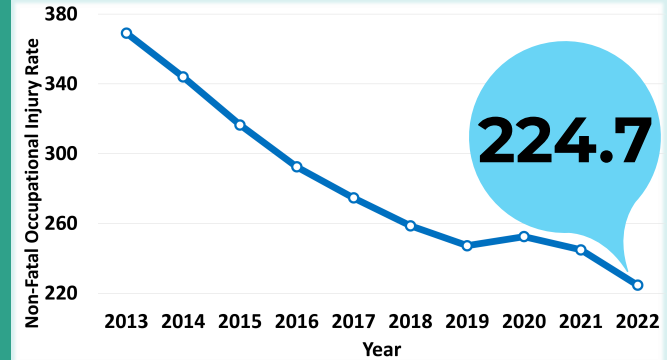


## 2022 Cases Ratios by Causes in SOI

\*SOI: Severe Occupational Injuries



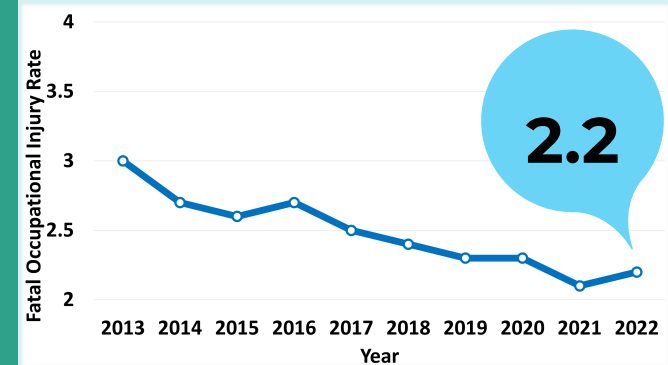
## NON-FATAL OCCUPATIONAL INJURY RATE



Non-Fatal Occupational Injury Rate (per 100,000 workers)  

$$= \frac{\text{Non-Fatal Occupational Injuries}}{\text{Number of Workers}} \times 100,000$$

## FATAL OCCUPATIONAL INJURY RATE



Fatal Occupational Injury Rate (per 100,000 workers)  

$$= \frac{\text{Fatal Occupational Injuries}}{\text{Number of Workers}} \times 100,000$$